

INDIANA HARBOR BELT RAILROAD COMPANY

BULLETIN ORDER NO. S-17
Effective: 0001 Sunday June 4, 2017

June 2, 2017
General Orders in effect: NONE

A. Operating Manuals**1. Timetable Authority:**

IHB Timetable No. 1 dated February 1, 2016 in effect.

2. GCOR Operating Rules, Seventh Edition dated April 1, 2015 in effect.

3. 2016 Emergency Response Guidebook in effect.

4. IHB Air Brake & Equipment Handling Rules dated January 6, 2016 effect.

5. IHB Safety Rules and Procedures Transportation dated January 6, 2016 in effect.

6. United States Hazardous Materials Instructions for Rail dated January 6, 2016 in effect.

7. C.O.R.A. Guide 8th Edition dated May 1, 2016 in effect.

B. Revisions and Physical Characteristics Changes:**A. Timetable Special Instructions:****1. IHB Timetable Revision No.1, January 27, 2016.**

Revision will be made available at on duty locations. Employees will remove and replace pages accordingly as instructed within IHB Timetable Revision No.1.

2. IHB Timetable No. 1 Revision No. 2, September 1, 2016.

Revision inserts will be made available at the following on duty locations; Gibson West End, Blue Island East Yard, and Argo/Norpaul. Employees will remove and replace pages accordingly as instructed within IHB Timetable Revision No. 2. This revision reflects the signal relocations at CP 502 on the Kankakee Line and CP Harvey on the IHB Main Line.

3. IHB Timetable No. 1, page 45, rule EQ-10 Method of Handling Dimensional Shipments is revised.

This addition will require current restrictions A, B, C, and D on page 45 to be relabeled as B, C, D, and E. Employees must relabel the current restrictions and add the following to page 45.

1. Dimensional shipments that are wide loads must not be operated on tracks listed at the following locations:

- No. 1 Main Track at the CN Overhead Bridge Riverdale MP 11.16.
- No. 3 Track at the CN Overhead Bridge at CP 341.
Controlled Siding at the CN Overhead Bridge at CP 341.

4. IHB Timetable No. 1 February 1, 2016 page 38 is revised.

Following tracks in the area between CP Gibson/CP 42 and CP Calumet Park renamed (see chart below). Two new tracks (No. 5 Siding between Hohman and CP Calumet Park and No. 3 Siding between Paxton and CP 98) are also added to the chart on page 38, but are temporarily out of service until further notice. IHB employees and **foreign line crews** must keep current summary bulletin in their possession for reference regarding this change.

Old Track Name	New Track Name	At/Between		Permission
No. 3 Running Track	No. 3 Connecting Track	CP Gibson	CP House	IHB East Dispatcher
No. 4 Running Track	No. 4 Connecting Track	CP 42	CP House	IHB East Dispatcher
MC Conn. Running Track	MC Connecting Track	CP House	CP 28	IHB East Dispatcher
No. 3 Running Track	No. 3 Siding	Hohman	CP Calumet Park	IHB East Dispatcher
No. 4 Running Track	No. 4 Siding	Hohman	CP Calumet Park	IHB East Dispatcher

(none)	No. 5 Siding	Hohman	CP Calumet Park	IHB East Dispatcher
(none)	No. 3 Siding	Paxton Ave.	CP 98	IHB East Dispatcher

5. IHB Main Line Permanent Maximum Authorized Speed Change Between WAS CP Calumet Park and WAS CP 98

All movements are not to exceed 20 MPH between WAS CP Calumet Park on No. 2 Track to WAS CP 98. Employees must make changes in ink to speeds listed on pages 11 and 19 of IHB Timetable No. 1, February 1, 2016. **Foreign line crews** must change speed listed on page IHB-20 of 2016 **CORA Guide, eighth edition.**

6. Changes to IHB Timetable No.1 February 1, 2016. Special Instruction 2501, page 77, is re-named and changed in its entirety. Effective 0600 December 31, 2016. Employees must strikethrough entire rule and replace with the following language and make appropriate changes to the Table of Contents. **Foreign line crews** must make similar changes on page **IHB-6 in the 2016 CORA Guide Eighth Edition** replacing rule 7.13 with the following language excluding the rule number. The rule number will remain 7.13, but re-named as noted below.

2501 PROTECTION FOR TRANSPORTATION AND M OF W EMPLOYEES WORKING IN HUMP YARD CLASSIFICATION TRACKS (GCOR 7.13)

Entering from the East End-Pull Out End:

Before occupying or fouling a hump yard classification track or tracks for the purpose of; coupling air hoses, adjusting drawbars and knuckles, releasing handbrakes, adjusting angle cocks, crossing tracks with equipment; and maintaining, inspecting, or repairing track structure:

1. A designated employee must request **“lockout”** protection specifying the track or tracks to be occupied and receive protection from the yardmaster controlling remotely controlled switches that provide access to the track.
2. The yardmaster must not notify the designated employee that the requested **“lockout”** protection has been provided until blocking devices have been applied and the lockout record has been inputted and confirmed by the Train Yard Tech processing system. Lockout notification to the designated employee will be given in the following format. *“Track(s) ___ is (are) locked out for _____ (stating craft and last name of employee in charge or job number)”* and protection must not be removed until the designated employee reports clear of the track.

Note: After lockout protection has been applied, cars already released from the crest of the hump may still be rolling into the track where lockout protection has been established. Hump yardmasters will state that cars are rolling into that track listing the quantity of cars released for that track at the time lockout protection was provided.

Entering from the Hump End:

Before entering a hump classification track for the purpose of coupling air hoses, adjusting drawbars and knuckles, releasing handbrakes, adjusting angle cocks, crossing tracks, and maintaining or repairing track structure, employees must hold a job briefing with both the hump and east yardmasters-and are governed by items 1 and 2 above.

Notification of protection must be received by the designated employee requesting protection before any employee or member of a workgroup can occupy or foul any hump classification track for the purpose of; coupling air hoses, adjusting drawbars and knuckles, releasing handbrakes, adjusting angle cocks, crossing tracks; and maintaining or repairing track structure. The protection must not be removed until the designated employee reports clear of the track.

Reporting Clear of Tracks

Employees must report clear of all tracks where protection has been established by job briefing with the employee in control of remotely controlled switches that all employees, locomotives and equipment are in the clear, blocks and wedges have been removed from switches, common

restored on all affected switches, and derails are in the unapplied position. After the employee in charge of remotely controlled switches confirms employees are clear, then blocking devices in the Train Yard Tech System may be removed and the lockout record updated.

During Times of Power Failure

During times of power failure a lock out record must be filled out manually by the employee in control of remotely controlled switches on form CT-1888.

7. Timetable Special Instruction: SP – 15 is added.

Employees must add the following chart on page 10 to IHB Timetable No. 1 February 1, 2016.

Foreign line crews must add the following chart to page IHB-1 of CORA Guide 2016.

RULE	EQUIPMENT TYPE	SPEED
SP - 15	<p>HIGH HAZARD FLAMMABLE TRAINS (HHFT) AND HIGH HAZARD FLAMMABLE UNIT TRAINS (HHFUT)</p> <p><u>HHFT</u>: Trains carrying 20 or more loaded tank cars carrying any Class 3 flammable liquid in a continuous block or a train carrying 35 or more loads of any Class 3 flammable liquid dispersed within a train.</p> <p><u>HHFUT</u>: Trains transporting 70 or more loaded tank cars containing Class 3 flammable liquid.</p>	25

8. CP Dolton Now Controlled by IHB East Dispatcher – Various Timetable Changes

Due to the closing of CP Dolton as a manned interlocking station and IHB East Dispatcher assuming remote control of CP Dolton effective 0700 CST February 26, 2017, the following changes to IHB Timetable No. 1 are as follows; **employees will make the following changes in ink:**

- Within the Telephone Directory, remove Dolton Tower's phone and fax number.
- Within the "IHB Main Line Stations – At A Glance" chart on page 31 remove the "x" to the left of CP Dolton referencing Int Sta.
- Within the chart referencing who to contact when warning devices malfunction at highway crossings at grade on other than main track the contact employee for the 138th Street on the NS Connection Track employee will now be the IHB East Dispatcher.

9. IHB Timetable No. 1 Revision No. 2, September 1, 2016.

Revision No. 3 dated April 1, 2017. Inserts are available at all on-duty locations.

10. IHB Timetable No. 1 Rule 2012 Change In Residence or Telephone Number, Added.

Effective May 6, 2017, employees must add the following rule to page 50.

2012 Change In Residence or Telephone Number


Employees must report a change in residence and telephone number immediately to the designated officer and through the kiosks. This should be done by calling ext. 4717.

In addition to reporting to the designated officer, you are also responsible for reporting a change address in writing to the Railroad Retirement Board and United Health Care Insurance as follows:

<u>Indiana Residents</u>	<u>Illinois Residents</u>	<u>All Employees</u>
RR. Retirement Board P.O. Box 457 Joliet, IL 60434	RR. Retirement Board 844 N. Rush St. Chicago, IL 60611	United Health Care P.O. Box 30985 Salt Lake City, UT 84130

11. IHB Timetable No. 1 Rule 8.2 (a) and 6.27 (a) is added.

Employees must add the following rules to page 92.

<p>8.2 (a)</p>	<p>Switch Point Inspection Test</p>		<p>The card below is used to test employee's compliance with Safety Rule 1800 and GCOR Rule 8.2.</p> <p>Employees observing this card when inspecting switches must not remove it, but contact a supervisor to discuss applicable rules.</p>
<p>6.27 (a)</p>	<p>Obstruction Testing Device</p>		<p>The Obstruction Device pictured below may be used in Operational Testing to determine compliance with GCOR Operating Rule 6.27, Restricted Speed.</p>

12. IHB Timetable No. 1 Rule 2410 Crossings Requiring Special Instructions is Revised.

Employees must add the following information to Rule 2410 on page 72.

<u>Track</u>	<u>Crossing</u>
Cargill Lead (between Cargill and Lever Brothers)	Indianapolis Blvd.

13. IHB Timetable No. 1, rule 2306 is revised.

Effective 05-24-2017, employees must make changes to the portion of special instruction 2306 displayed below. The remaining portion will remain in effect and no changes are necessary. The portion of the rule being revised is highlighted in bold and italicized. **Foreign line crew must make similar changes to rule 7.6 on page 72 of the CORA Guide.**

2306 SECUREMENT OF KEY TRAINS (GCOR 7.6)

Reporting To Dispatcher

Except when relieved in the situations listed below, Key Trains must not be left unattended unless specifically authorized by the Train Dispatcher and properly secured.

When securing Key Trains, train crews will lock the controlling locomotive when equipped and if not equipped the reverser(s) must be removed from the entire consist.

Crews will communicate the following information to the Train Dispatcher:

1. Number of hand brakes applied.
2. Tonnage and length.
3. Grade – ascending or descending.
4. Terrain – straight or curved.
5. Weather conditions.
6. Type of equipment – unit train or mixed freight, etc.

13. *The locomotive has been locked or reverser has been removed when not equipped with a lock.*

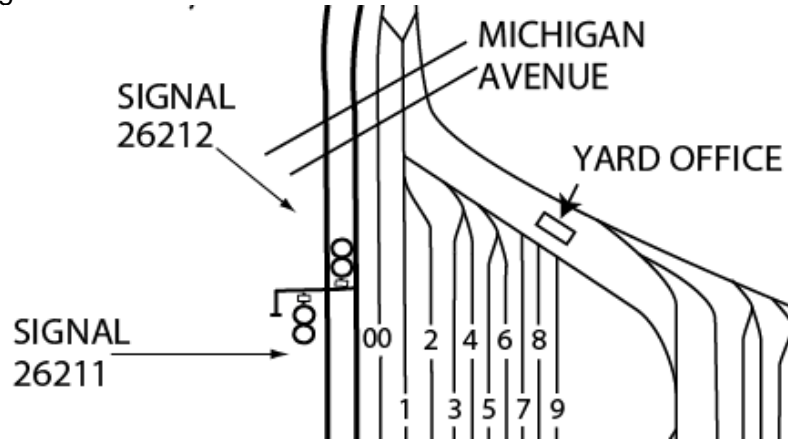
B. Physical Characteristics Changes:

1. Kankakee Line, MP 1.14

Effective 0800 CST December 11, 2016 automatic block signal 26211 on ground mast governing westward movement on Kankakee Line No. 1 track west of Michigan Avenue highway crossing permanently out of service and automatic block signal 26212 and associated blue disc on bracket post governing eastward movement on Kankakee Line No. 2 track at Michigan Avenue highway crossing permanently out of service.

2. Kankakee Line, MP 1.14

Effective 0600 CST December 15, 2016 new number plated automatic block signals in service on new cantilever signal bridge at MP 1.14 for eastward movements on No. 2 Track and westward movements on No. 1 Track. Signal No. 26212 governs eastward movements on No. 2 Track and Signal No. 26211 governs westward movements on No. 1 Track.



Employees must make changes in ink to page 33 of IHB Timetable No. 1. **Foreign Line Crews** must make changes to page **IHB-47** of the **2016 CORA Guide, Eighth Edition**.

3. At CP Canal

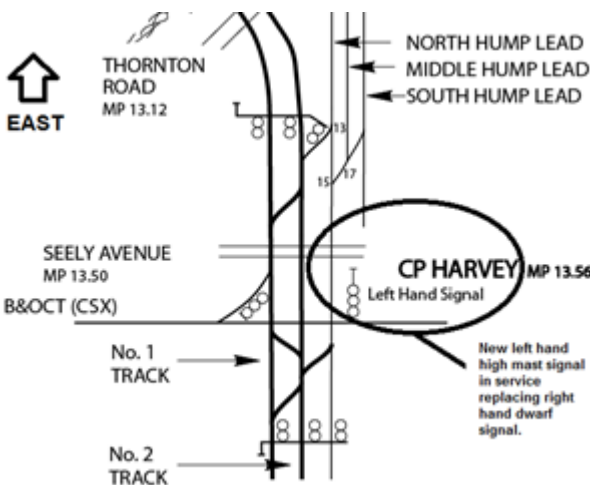
Effective at 0600 CDT July 23, 2016, the following physical characteristics changes will be in effect at CP Canal:

1. Home signal governing eastward movement on CN No. 1 main track at CP Canal is relocated approximately 1,160 feet east of former location.
2. Home signal governing eastward movement on CN No. 2 main track at CP Canal is relocated approximately 655 feet east of former location.
3. New high-mast back-to-back home signals located on the Southwest Wye track 1,440 feet from the point of switch on IHB No. 2 track in service.
4. New high-mast back-to-back home signals located on the Southeast Wye track 715 feet from the point of switch on the IHB Argo New Yard Lead in service.

New signals governing all movements on wye tracks from IHB to CN are controlled by the CN RTC Desk 1 Dispatcher and new signals governing all movements on wye tracks from CN to IHB are controlled by IHB West Dispatcher.

4. At CP Harvey

Effective 0600 CDT June 9, 2016 the dwarf signal governing westward movements on the Spud House Lead at MP 13.56 is retired from service and replaced with a left-hand high mast signal now located on the opposite side of the track from former dwarf signal location. **Employees** must make changes in ink to IHB Timetable No.1 page 21. **Foreign line crews** must make changes in ink to IHB section of the CORA Guide page IHB-27.



C. On Track Safety Manual:

1. **Changes to On-Track Safety Manual dated April 1, 2017. All employees governed by the On-Track Safety Manual will make the following changes.**

Rule number 3302. *When Operating Roadway Maintenance Machines Or Crossing Tracks On Other Than Main Track*, first paragraph, is changed to read as follows:

In a remotely controlled hump classification yard:

Employee in charge of operating equipment must obtain verbal permission from both the Hump Yardmaster and East Yardmaster in accordance with Timetable Special Instruction 2501 prior to entering or fouling any track in a remotely controlled hump classification yard (***this requirement excludes crossing tracks at established private highway crossings***). Protection will not be removed until the employee in charge of the equipment has cleared the track and notified the Hump Yardmaster protection is no longer required.

D. Hazardous Materials Instructions For Rail – HM-1:

Effective 0600 CST December 06, 2016, HM-1 “Section – 2 Required Documentation”, page 17 is revised. Employees must add the following rule to page 17.

13. Errors Discovered En-Route

When an error is discovered en-route by visual inspection, automatic equipment identification scanner (AEI), or other means crews operating this equipment must be notified. Upon notification of errors discovered, on board position in train documentation must be updated as soon as practical.

E. Transportation Department Safety Rules and Procedures:

IHB Safety Rules and Procedures, Effective January 6, 2016, Rule 1200 item (D), page 7 is changed. Employees must strikethrough Item (D) in its entirety and replace with the following:

- (d) Must wear high-visibility garments while on duty except while in office buildings. High-visibility garments must be worn as a top layer of clothing, free of any type of branding or promotion and must be company approved. Acceptable items of High Visibility garments include vests, shirts, coats/jackets or rain gear and must be yellow in color with retro-reflective striping. High Visibility work wear must meet ANSI/ISEA Class 2 Level 2 Standards. IHB will provide high-visibility vests.

F. Air Brake & Equipment Handling Rules:

1. Revision February 1, 2016 will be made available at on duty locations. Employees will remove and replace pages accordingly.
2. Revision 01/13/2017 will be made available at on duty locations. A new chart named "Air Brake Test Requirements" has been added to pages 16 and rule number 5020 has been modified on page 23. Employees will remove and replace pages accordingly.
3. Inserts reflecting revisions to rule 5501 on page 84 and rule 5502 on page 85 of the Air Brake and Equipment Handling book will be made available at all on-duty locations.
4. Effective 5-15-2017, inserts reflecting the revision to rule 5602 on page 96 of the Air Brake and Equipment Handling book will be made available at all on-duty locations. Employees will remove and replace pages accordingly.
5. Effective 5-22-2017, inserts reflecting the revision to rule 5333 on page 67 of the Air Brake and Equipment Handling book will be made available at all on-duty locations. Employees will remove and replace pages accordingly.

**D. L. PACKARD
TRANSPORTATION SUPERINTENDENT**